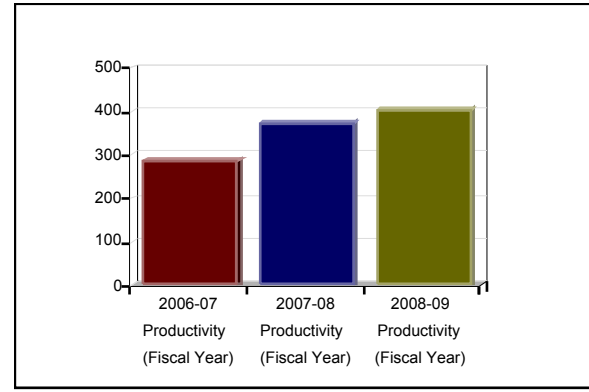
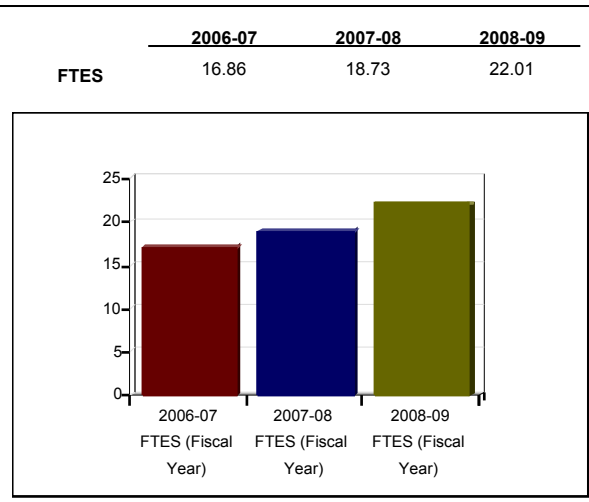


| Dimension                                    | Actual  |         |         |
|--|---------|---------|---------|
|  | 2006-07 | 2007-08 | 2008-09 |
| Enrollment/Grades (Fiscal Year)              | 201     | 218     | 266     |
| WSCH (Fiscal Year)                           | 759     | 843     | 990     |
| Productivity (Fiscal Year)                   | 284     | 372     | 401     |
| Retention % (Fiscal Year)                    | 89%     | 82%     | 84%     |
| Success % (Fiscal Year)                      | 75%     | 68%     | 67%     |
| <b>Classroom Teaching FTEF (Academic Yr)</b> |         |         |         |
| Full-time FTEF                               | 0.07    | 0.07    | 0.13    |
| PT/Overload FTEF                             | 0.53    | 0.47    | 0.47    |
| Total FTEF                                   | 0.60    | 0.53    | 0.60    |
| Percent Full-time                            | 11%     | 13%     | 22%     |
| Reassigned FTEF                              | 0.00    | 0.00    | 0.00    |
| <b>Number of Sections (Fiscal Yr)</b>        |         |         |         |
| 12   | 11      | 11      |         |
| % Vocational Education                       | 100%    | 100%    | 100%    |
| % Transferable                               | 100%    | 100%    | 100%    |
| % Degree Applicable                          | 100%    | 100%    | 100%    |
| % Non-Basic Skills                           | 100%    | 100%    | 100%    |



Success Rates, Fiscal Year 2008-09

Definitions

| Dimension          | Distribution |            | Success    | Non-success | Withdraw  | Percent Success | Percent Non-success | Percent Withdraw |
|--------------------|--------------|------------|------------|-------------|-----------|-----------------|---------------------|------------------|
|                    | Count        | Col %      |            |             |           |                 |                     |                  |
| <b>Ethnicity</b>   |              |            |            |             |           |                 |                     |                  |
| Asian              | 32           | 12         | 27         | 3           | 2         | 84              | 9                   | 6                |
| Black              | 15           | 6          | 10         | 2           | 3         | 67              | 13                  | 20               |
| Filipino           | 8            | 3          | 6          | 1           | 1         | 75              | 13                  | 13               |
| Hispanic           | 32           | 12         | 9          | 12          | 11        | 28              | 38                  | 34               |
| Multiple Ethnicity | 3            | 1          | 3          | 0           | 0         | 100             | 0                   | 0                |
| Pac Islander       | 7            | 3          | 3          | 3           | 1         | 43              | 43                  | 14               |
| White              | 135          | 51         | 92         | 22          | 21        | 68              | 16                  | 16               |
| Other              | 5            | 2          | 5          | 0           | 0         | 100             | 0                   | 0                |
| Unrecorded         | 29           | 11         | 24         | 2           | 3         | 83              | 7                   | 10               |
| <b>Total</b>       | <b>266</b>   | <b>100</b> | <b>179</b> | <b>45</b>   | <b>42</b> | <b>67</b>       | <b>17</b>           | <b>16</b>        |
| <b>Gender</b>      |              |            |            |             |           |                 |                     |                  |
| Female             | 162          | 61         | 110        | 21          | 31        | 68              | 13                  | 19               |
| Male               | 104          | 39         | 69         | 24          | 11        | 66              | 23                  | 11               |
| <b>Total</b>       | <b>266</b>   | <b>100</b> | <b>179</b> | <b>45</b>   | <b>42</b> | <b>67</b>       | <b>17</b>           | <b>16</b>        |
| <b>Age</b>         |              |            |            |             |           |                 |                     |                  |
| 19 or less         | 33           | 12         | 17         | 7           | 9         | 52              | 21                  | 27               |
| 20 - 24            | 74           | 28         | 46         | 11          | 17        | 62              | 15                  | 23               |
| 25 - 29            | 57           | 21         | 39         | 11          | 7         | 68              | 19                  | 12               |
| 30 - 34            | 23           | 9          | 16         | 4           | 3         | 70              | 17                  | 13               |
| 35 - 39            | 20           | 8          | 13         | 7           | 0         | 65              | 35                  | 0                |
| 40 - 49            | 36           | 14         | 27         | 5           | 4         | 75              | 14                  | 11               |
| 50 +               | 23           | 9          | 21         | 0           | 2         | 91              | 0                   | 9                |
| <b>Total</b>       | <b>266</b>   | <b>100</b> | <b>179</b> | <b>45</b>   | <b>42</b> | <b>67</b>       | <b>17</b>           | <b>16</b>        |

**Enrollment/Grades:**  
Sum of end-of-term grade count including Ws.

**WSCH:**  
Sum of quarterly End-of-Term Weekly Student Contact Hours.

**FTEF:**  
Full Time Equivalent Student

**Retention %:**  
Number of students receiving a successful or non-successful grade / total number of students receiving a grade.

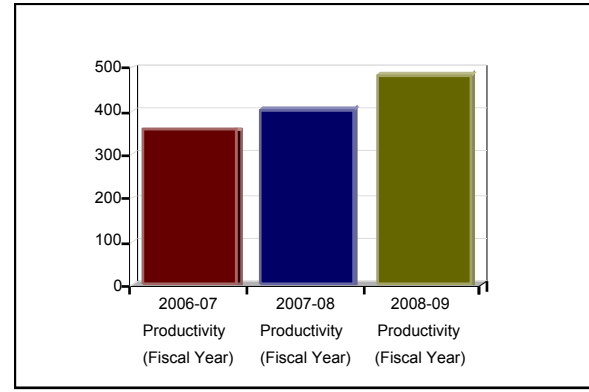
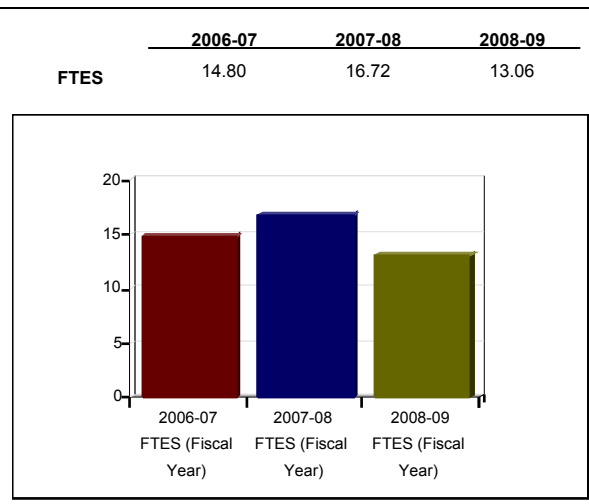
**Success %:**  
Number of students receiving an A,B,C or CR grade / total number of students receiving a grade.

**FTEF:**  
Sum of teaching load factors for Fall, Winter, and Spring quarters by assignment type, excluding reassignments.

**Productivity:**  
Four-term total WSCH / four-term total FTEF, excluding reassignments.

**Reassigned FTEF:**  
Sum of load in 994, 995, 998, and 999 courses.

| Dimension                                    | Actual  |         |         |
|--|---------|---------|---------|
|  | 2006-07 | 2007-08 | 2008-09 |
| Enrollment/Grades (Fiscal Year)              | 112     | 147     | 111     |
| WSCH (Fiscal Year)                           | 666     | 753     | 588     |
| Productivity (Fiscal Year)                   | 357     | 403     | 483     |
| Retention % (Fiscal Year)                    | 98%     | 96%     | 87%     |
| Success % (Fiscal Year)                      | 98%     | 91%     | 72%     |
| <b>Classroom Teaching FTEF (Academic Yr)</b> |         |         |         |
| Full-time FTEF                               | 0.53    | 0.53    | 0.23    |
| PT/Overload FTEF                             |         |         | 0.09    |
| Total FTEF                                   | 0.53    | 0.53    | 0.32    |
| Percent Full-time                            | 100%    | 100%    | 72%     |
| Reassigned FTEF                              | 0.00    | 0.00    | 0.00    |
| <b>Number of Sections (Fiscal Yr)</b>        |         |         |         |
|  | 8       | 7       | 7       |
| % Non-Vocational                             |         |         | 14%     |
| % Transferable                               | 100%    | 100%    | 86%     |
| % Degree Applicable                          | 100%    | 100%    | 86%     |
| % Non-Basic Skills                           | 100%    | 100%    | 100%    |



Success Rates, Fiscal Year 2008-09

| Dimension        | Distribution |            | Success   | Non-success | Withdraw  | Percent Success | Percent Non-success | Percent Withdraw |
|------------------|--------------|------------|-----------|-------------|-----------|-----------------|---------------------|------------------|
|                  | Count        | Col %      |           |             |           |                 |                     |                  |
| <b>Ethnicity</b> |              |            |           |             |           |                 |                     |                  |
| Asian            | 17           | 15         | 15        | 2           | 0         | 88              | 12                  | 0                |
| Black            | 5            | 5          | 3         | 2           | 0         | 60              | 40                  | 0                |
| Filipino         | 0            | 0          | 0         | 0           | 0         | 0               | 0                   | 0                |
| Hispanic         | 24           | 22         | 15        | 6           | 3         | 63              | 25                  | 13               |
| Pac Islander     | 0            | 0          | 0         | 0           | 0         | 0               | 0                   | 0                |
| White            | 50           | 45         | 37        | 4           | 9         | 74              | 8                   | 18               |
| Other            | 4            | 4          | 2         | 1           | 1         | 50              | 25                  | 25               |
| Unrecorded       | 11           | 10         | 8         | 2           | 1         | 73              | 18                  | 9                |
| <b>Total</b>     | <b>111</b>   | <b>100</b> | <b>80</b> | <b>17</b>   | <b>14</b> | <b>72</b>       | <b>15</b>           | <b>13</b>        |
| <b>Gender</b>    |              |            |           |             |           |                 |                     |                  |
| Female           | 47           | 42         | 36        | 1           | 10        | 77              | 2                   | 21               |
| Male             | 64           | 58         | 44        | 16          | 4         | 69              | 25                  | 6                |
| <b>Total</b>     | <b>111</b>   | <b>100</b> | <b>80</b> | <b>17</b>   | <b>14</b> | <b>72</b>       | <b>15</b>           | <b>13</b>        |
| <b>Age</b>       |              |            |           |             |           |                 |                     |                  |
| 19 or less       | 14           | 13         | 8         | 3           | 3         | 57              | 21                  | 21               |
| 20 - 24          | 30           | 27         | 22        | 8           | 0         | 73              | 27                  | 0                |
| 25 - 29          | 11           | 10         | 6         | 2           | 3         | 55              | 18                  | 27               |
| 30 - 34          | 6            | 5          | 4         | 0           | 2         | 67              | 0                   | 33               |
| 35 - 39          | 14           | 13         | 8         | 3           | 3         | 57              | 21                  | 21               |
| 40 - 49          | 17           | 15         | 16        | 0           | 1         | 94              | 0                   | 6                |
| 50 +             | 19           | 17         | 16        | 1           | 2         | 84              | 5                   | 11               |
| <b>Total</b>     | <b>111</b>   | <b>100</b> | <b>80</b> | <b>17</b>   | <b>14</b> | <b>72</b>       | <b>15</b>           | <b>13</b>        |

Definitions

**Enrollment/Grades:**  
Sum of end-of-term grade count including Ws.

**WSCH:**  
Sum of quarterly End-of-Term Weekly Student Contact Hours.

**FTEF:**  
Full Time Equivalent Student

**Retention %:**  
Number of students receiving a successful or non-successful grade / total number of students receiving a grade.

**Success %:**  
Number of students receiving an A,B,C or CR grade / total number of students receiving a grade.

**FTEF:**  
Sum of teaching load factors for Fall, Winter, and Spring quarters by assignment type, excluding reassignments.

**Productivity:**  
Four-term total WSCH / four-term total FTEF, excluding reassignments.

**Reassigned FTEF:**  
Sum of load in 994, 995, 998, and 999 courses.